





































SPRING & SUMMER WATERING SCHEDULE



SPRING WATERING RECOMMENDATIONS (MARCH - MAY) FOR GREATER ALBUQUERQUE AREA

Plant Type	How Often?	How Deep?
 TREES	 1-2 TIMES PER MONTH	24" INCHES
 SHRUBS	 1-2 TIMES PER WEEK	18" INCHES
 FLOWERING PLANTS	 1-3 TIMES PER WEEK	12" INCHES
 DESERT ACCENTS	 1 TIME PER MONTH	12" INCHES
 GROUNDCOVER	 1-2 TIMES PER MONTH	8" INCHES
 GRASS: TURF	 1-2 TIMES PER WEEK	6" INCHES
 GRASS: ORNAMENTAL	 1 TIME PER WEEK	12" INCHES
 VINES	 1-2 TIMES PER MONTH	18" INCHES

=MONTHLY =WEEKLY



















SUMMER WATERING RECOMMENDATIONS (JUNE - AUGUST) FOR GREATER ALBUQUERQUE AREA

Plant Type	How Often?	How Deep?
 TREES	 2 TIMES PER WEEK	24" INCHES
 SHRUBS	 1-2 TIMES PER WEEK	18" INCHES
 FLOWERING PLANTS	 2-3 TIMES PER WEEK	12" INCHES
 DESERT ACCENTS	 1-2 TIMES PER MONTH	12" INCHES
 GROUNDCOVER	 1-3 TIMES PER WEEK	12" INCHES
 GRASS: TURF (COOL SEASON)	 3-5 TIMES PER WEEK	4" INCHES
 GRASS: TURF (WARM SEASON)	 2-3 TIMES PER WEEK	4" INCHES
 GRASS: ORNAMENTAL	 1-2 TIMES PER WEEK	12" INCHES
 VINES	 1-3 TIMES PER WEEK	12" INCHES

=MONTHLY =WEEKLY
















FALL & WINTER WATERING SCHEDULE

FALL WATERING RECOMMENDATIONS (SEPTEMBER - NOVEMBER) FOR GREATER ALBUQUERQUE AREA

Plant Type	How Often?	How Deep?
 TREES	 2-4 TIMES PER MONTH	24" INCHES
 SHRUBS	 1 TIME PER WEEK	18" INCHES
 FLOWERING PLANTS	 1-2 TIMES PER WEEK	12" INCHES
 DESERT ACCENTS	 1 TIME PER MONTH	12" INCHES
 GROUNDCOVER	 2 TIMES PER MONTH	12" INCHES
 GRASS: TURF (COOL SEASON)	 2 TIMES PER WEEK	4" INCHES
 GRASS: TURF (WARM SEASON)	 1 TIME PER WEEK	4" INCHES
 GRASS: ORNAMENTAL	 1 TIME PER WEEK	12" INCHES
 VINES	 2 TIMES PER MONTH	12" INCHES

=MONTHLY =WEEKLY

WINTER WATERING RECOMMENDATIONS

Plant Type	How Often?	How Deep?
 TREES	 1 TIME A MONTH	24 INCHES
 SHRUBS	 1 TIME A MONTH	18 INCHES
 FLOWERING PLANTS	 1 TIME A MONTH	12 INCHES
 DESERT ACCENTS	NONE	NONE
 GROUNDCOVER	 1 TIME A MONTH	12 INCHES
 GRASS: TURF	 2 TIMES A MONTH	6 INCHES
 GRASS: ORNAMENTAL	 1 TIME A MONTH	12 INCHES
 VINES	 1 TIME A MONTH	18 INCHES

(FOR GREATER ALBUQUERQUE METROPOLITAN AREA)